



EDGEBANDER

KE665 MSA





KE 665MSA EDGE BANDER Hi Tech: Precise and Affordable



– an Introduction:

KDT are a major manufacturer of panel-based machinery with over 20 years of technical knowledge and experience. They export successfully to all major world markets a comprehensive range of Edgebanders, Beamsaws, Panelsaws, Flow through production lines, CNC routing and Drilling machines. Annual production capacity is 28,000 machines. Click here and take a look...

<https://www.youtube.com/watch?v=xoqp9XiLNds&t=10s>

KDT machines are built to work hard and designed to last.



www.ledamachinery.com.au

All features and product specifications subject to change without notice



KE 665MSA EDGEBANDER

Hi Tech: Precise and Affordable

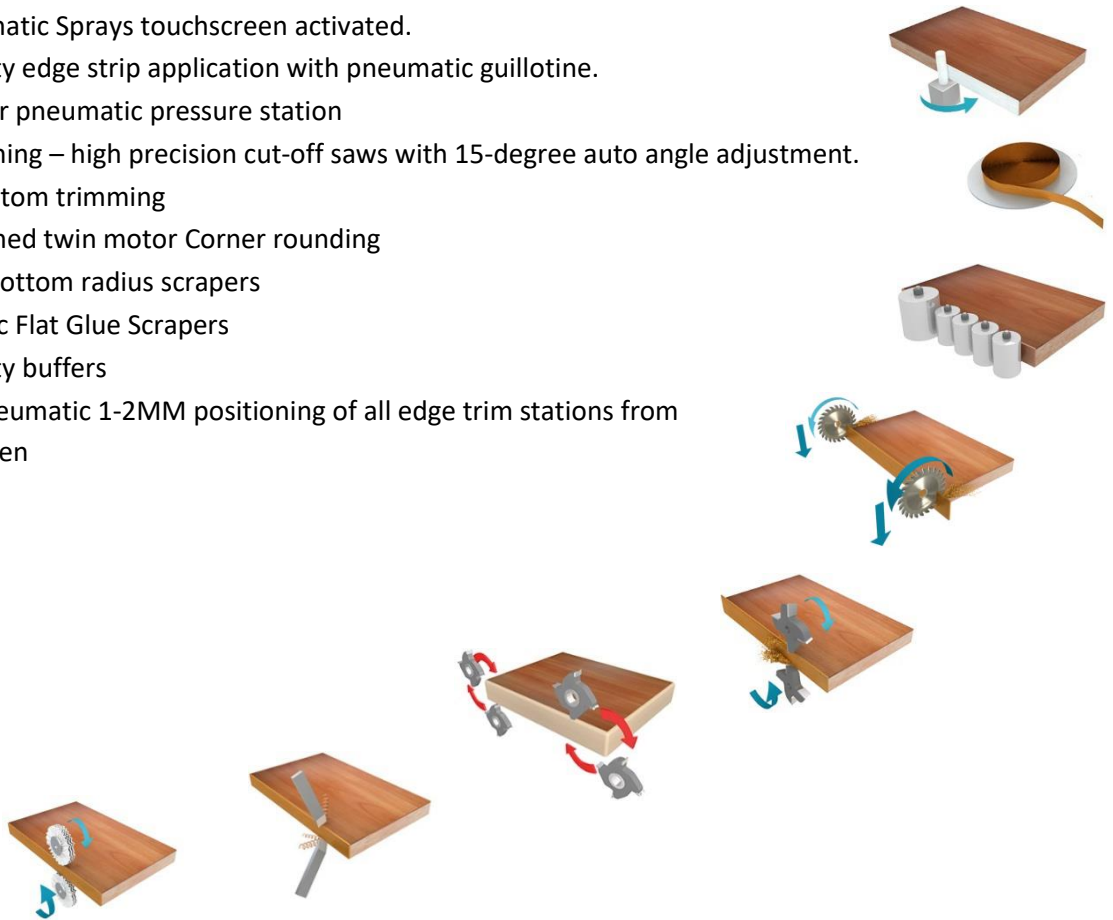


KDT 665MSA

Corner rounding, Flat Glue Scrapers and Sprays

WORKING GROUPS

- Hot melt glue tank – top mounted – quick change
- 2 x Pneumatic Sprays touchscreen activated.
- Heavy duty edge strip application with pneumatic guillotine.
- Four-roller pneumatic pressure station
- End trimming – high precision cut-off saws with 15-degree auto angle adjustment.
- Top & bottom trimming
- Programmed twin motor Corner rounding
- Top and bottom radius scrapers
- Pneumatic Flat Glue Scrapers
- Heavy duty buffers
- Digital pneumatic 1-2MM positioning of all edge trim stations from touchscreen



KEY FEATURES



www.ledamachinery.com.au

All features and product specifications subject to change without notice

KE 665MSA EDGE BANDER

Hi Tech: Precise and Affordable



- Full safety covers
- Convenient, modern 250mm touch screen
- Pneumatic digital set of trimmers and scrapers from touchscreen
- Lights inside safety hoods. Large windows for visibility.
- High feed rates: 15 / 18 / 24 metres/min.
- Electric / pneumatic auto lubrication of feed track. Easy!
- Feed jogging button to assist setting up.
- Pneumatic shut-off gate on glue roller.
- Heated infeed fence
- Front and rear tape overhang adjustment from touch screen.
- Electronic 'line control' monitoring of workpiece position (eliminates microswitches)
- Large dust connections for efficient extraction.
- Four independent pressure rollers – Individual pneumatic pressure to each roller
- Pneumatic gate controls panel gap
- Touch screen motorized height setting on top beam with height pre-sets and piece counting
- High precision slide ways on cut-off saws with auto lube. 15 deg. pneumatic tilt of saws
- Efficient direct drive and inverter-controlled motors on saws and trimmers.
- Pneumatic blowers on scraper tracer wheels to keep swarf from affecting accuracy.
- Venturi assistance of extraction on scrapers
- Buffers mounted on solid round bars – no flex under load.
- 1440rpm buffs prevent scorching.
- Heavy weight precision wherever you look
- Extra solid panel support rail easily extending to 950mm
- 5974mm overall length





KE 665MSA EDGE BANDER

Hi Tech: Precise and Affordable



DESIGN IN DETAIL

Built in strength

Edgebanding relies on the rigidity of the machine frame and work unit mountings

- A few examples:

- Saws on cast iron mount
- 10mm plate steel welded base
- 18mm thick hard chrome infeed fence
- CNC machining of one-piece frame
- Oversize Beam supports

The list goes on...



www.ledamachinery.com.au

All features and product specifications subject to change without notice



KE 665MSA EDGE BANDER

Hi Tech: Precise and Affordable



You're in control

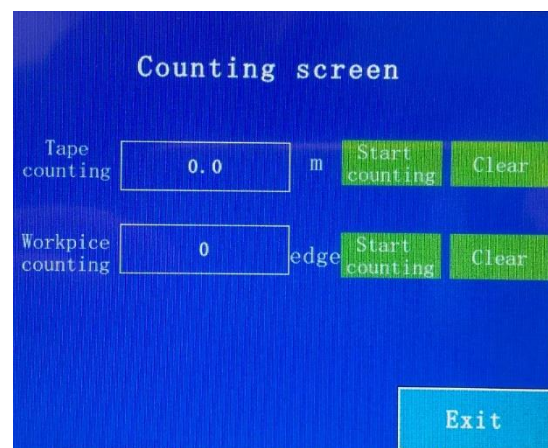
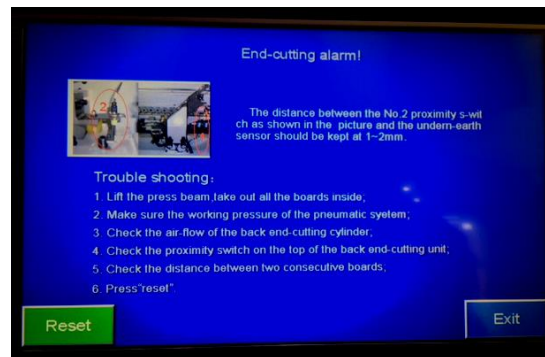
KDT's 250mm touch screen sets new standards. You're in total control - selecting functions, setting feed track speeds, controlling the corner rounding functions, height of the feed beam, machine 'standby' etc. Pre-program start up and shut down times. Program lubrication settings

Tape used and Board count: another great feature

Comprehensive diagnostics and fault-finding with reset methods and 'fix it' steps - often no Technician required.



Reset your trimming stations from the touchscreen with KDT's simple digital pneumatic system



www.ledamachinery.com.au

All features and product specifications subject to change without notice



KE 665MSA EDGEBANDER

Hi Tech: Precise and Affordable



Individual Inverter control of Motors



Saves power and maintains cutter speeds under varying loads

Top quality Electrics and Inverters



Handle the heaviest tapes

A great example of KDT's strength.
800mm plate supported by a massive 60mm column
so the heaviest tape coils stay perfectly aligned with
infeed guides and rotating smoothly



Heated infeed fence

Pumps heat into your Panel Edges on cold days
Improves Glue open time and bonding
Touchscreen activated



www.ledamachinery.com.au

All features and product specifications subject to change without notice



KE 665MSA EDGE BANDER

Hi Tech: Precise and Affordable



Perfect tape feed and application

Perfect alignment and feed of tapes and strong application pressure is essential


KDT infeed guides and feed roller are mounted on twin 10mm steel plates followed by an oversized pneumatic guillotine that cleanly shears the heaviest tapes

4 pressure rollers with individual pneumatic pressure: The hard chromed driven roller does the initial application. Two Rollers are tapered – applying extra pressure top and bottom to close-up the glue line for a magic result. Roller 4 guarantees the perfect tight edge. The pressure group adjusts digitally for different tape thickness.



A sensor and warning light alerts the operator if tape runs out – handy!

Easy to set and Quick-change glue tank. PUR capable too!



The entire tank simply unplugs thanks to quick unclick electrical and pneumatic connectors and is then easily removed in around 2 minutes. This is a clean and fuss free system with easy top access to replenish and keep an eye on glue levels. You can also stop glue feed to the roller at the flick of a switch,

Multiple elements ensure quick and even heating of the glue and a convenient automatic 'standby' is activated if panels have not been processed for a set period. This lowers the glue temperature to maintain colour and strength.

A purge chute under the tank allows you to quickly change from EVA glues to PUR – and back again



www.ledamachinery.com.au

All features and product specifications subject to change without notice



KE 665MSA EDGEBANDER

Hi Tech: Precise and Affordable



Panel feed: precise, reliable, foolproof

Simple reliable support and feeding ensures panels travel through the workstations perfectly aligned.

Starting with an oversize infeed plate and fence.

A pneumatic pin prevents a second panel entering too soon. Timing is varied automatically. Foolproof and better than a 'red - green light' which relies on the operator





The electronic 'line control' knows exactly the position of panels on the track – eliminates troublesome micro switch's and allows precise activation setting from the control panel


Powerful 4kw drive

Onto the feed track....

The feed track must ensure panels stay perfectly aligned through the machining groups.



Overhead feed rollers are mounted in a heavily ribbed aluminium top beam 170mm x 80mm. Oversize Beam supports ensure alignment without flexing under load. A clever tensioning system guarantees parallel alignment.



www.ledamachinery.com.au

All features and product specifications subject to change without notice



KE 665MSA EDGEBANDER

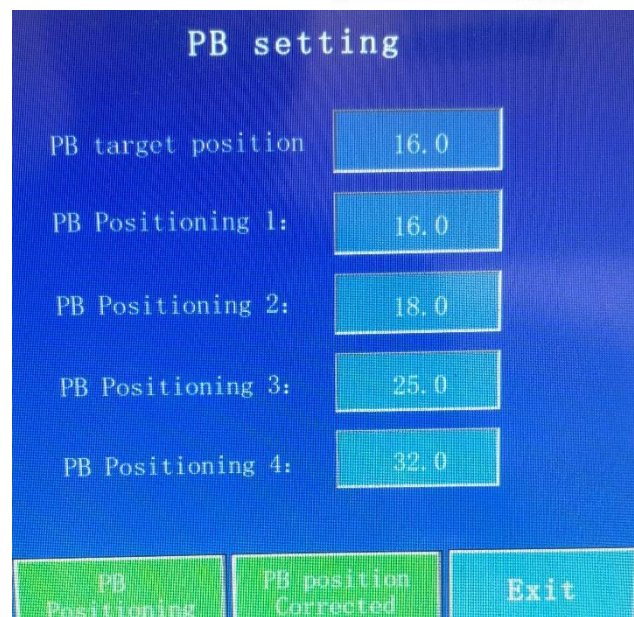
Hi Tech: Precise and Affordable



Two rows of offset idle rollers keep even small panels under firm even roller pressure

Powered feed track height setting is effortless and accurate from the touchscreen.
Preset heights at the touch of the screen

The feed track runs on square and round guides guarantee no sideways movement or tilt under load. Cast bearing housings and heavy chain feed ensure long service life



Automatic electric/pneumatic lubrication of the feed track via clean cartridge system ensures this important maintenance requirement is never forgotten.



Well supported

The panel support extends 950mm: easy to reposition and won't sag supporting heavy panels.



www.ledamachinery.com.au

All features and product specifications subject to change without notice



KE 665MSA EDGE BANDER

Hi Tech: Precise and Affordable



End saw precision guaranteed


The saws are mounted on a cast iron base and single high precision THK guide for perfect alignment

Inverter controlled 12,000 rpm saw motors deliver clean trimming

Line control ensures the saws are in position to avoid ruining your panel or damaging the saw unit

Edging post formed panels: from the Touch screen increase the overhang to avoid damage

Saws tilt to 15 degrees pneumatically – from the touchscreen



Auto lubrication of the saw slides: a great feature



www.ledamachinery.com.au

All features and product specifications subject to change without notice





KE 665MSA EDGEBANDER Hi Tech: Precise and Affordable



Trimmed top and bottom 'spot on'

Heavy steel and cast-iron construction guarantee ultra-fine precision trimming. Rotary copy wheels with 12,000 rpm HF motors ensure perfect tracing and fine trim of edges.

Digital pneumatic precision reset from 1-2mm from the touchscreen. Easy! and 4 knife TCT combi cutters - the perfect trimming setup.



Nest friendly...

Here in Australia Hinge hole bridging on Trimmers, scrapers and glue scrapers is a standard inclusion – as shown here:



www.ledamachinery.com.au

All features and product specifications subject to change without notice



KE 665MSA EDGEBANDER


Hi Tech: Precise and Affordable



Corner rounding made easy





KDT corner rounding: simply works and works simply!

Programmed from the touch screen the two-motor unit delivers precise finishes even on post formed and finger pull – and fantastic results on square edge panels



Select full corner round, front only, rear only, top only, bottom only or 360 degrees for great versatility at the touch of an icon.

Corner round at 18m/min - automatically set when corner rounding to avoid operator error



www.ledamachinery.com.au

All features and product specifications subject to change without notice



KE 665MSA EDGEBANDER

Hi Tech: Precise and Affordable



Highest precision Scraping

KDT's use the same cast iron and steel mounts as the trimmers as scraping is critical to the final appearance of Panels.

Nesting copy wheels with air jet blower cleaning / cooling deliver perfect smooth, cutter mark free finishing. Scrapings extract to a separate collection box, so they don't foul your dust extractor fan.

A pneumatic arm cleanly detaches the scraping from the trailing end of panels



Pneumatic 'Venturi action' boost is built into the extraction line



Nest friendly copy roller system included

Trimmers and scrapers are adjusted from 1-2mm from the touchscreen via pneumatic settings with digital readouts.

Simple and accurate



www.ledamachinery.com.au

All features and product specifications subject to change without notice




KE 665MSA EDGEBANDER

Hi Tech: Precise and Affordable




Two Pneumatic Spray units

Individually Touchscreen activated – before the trimmers and buffers.



Flat glue scrapers

With touchscreen exclusion / activation
Pneumatic timed intervention and 'nest
friendly' hinge hole bridging



www.ledamachinery.com.au

All features and product specifications subject to change without notice



KE 665MSA EDGE BANDER

Hi Tech: Precise and Affordable



The final polish

Final cleaning /polishing and restoration of colour to darker tapes is via large 1440rpm buffs on extra heavy mounts that deliver a vibration free finish.

Angle adjustment increases buffer wheel life and results




Keeping things quiet

Heavy construction hoods reduce noise levels significantly.

Electrically interlocked with large windows and internal lighting to easily keep on eye on things.

KDT Edgebanders look great in the workshop enhancing your company's presentation




Extraction is important

Good dust extraction is vital.

All hoods and ducts are large and designed to function efficiently. 4 x 120 connection points

A scraper separation box, scraper blowers and chute to catch and collect end saw offcuts are also included.



www.ledamachinery.com.au

All features and product specifications subject to change without notice



KE 665MSA EDGEBANDER

Hi Tech: Precise and Affordable



PANEL DATA

- Feed speeds: 15/18/ 24m/min
- Panel Thickness 10-60mm
- Panel width minimum 95mm
- Panel length minimum 120mm

OPTIONS: GLUE TANK


Pre heat and cleaning station.

This station allows you to keep a second tank on standby – perfect for a quick glue colour change.

It's also brilliant for tank cleaning or purging the tank and roller applicator if you are using PUR glues

Auto hopper feed of glue granules.

Replenish the glue tank automatically from this overhead hopper system





KE 665MSA EDGEBANDER

Hi Tech: Precise and Affordable



OPTIONS: OTHER

Extraction Manifolds.
Stepped, galvanised construction
Left- or right-hand discharge



Auto panel return systems to halve your labour costs



www.ledamachinery.com.au

All features and product specifications subject to change without notice